

TECHNICAL MANUAL

**ORGANIZATIONAL, DIRECT SUPPORT, AND
GENERAL SUPPORT
MAINTENANCE REPAIR PARTS AND SPECIAL
TOOLS LISTS
FOR**

**VOLTMETER, ELECTRONIC
ME-30F/U
(NSN 6625-00-420-9354)**

<p>THIS PUBLICATION IS A COURTESY QUICK COPY FROM THE UNITED STATES ARMY PUBLICATIONS DISTRIBUTION CENTER, ST. LOUIS , MISSOURI, TO MEET YOUR NEEDS WHILE WE REPLENISH OUR REGULAR STOCK.</p>

HEADQUARTERS, DEPARTMENT OF THE ARMY

MARCH 1977

TECHNICAL MANUAL }
 No. 11-6625-2745-24P }

HEADQUARTERS
 DEPARTMENT OF THE ARMY
 WASHINGTON, DC, 25 March 1977

**ORGANIZATIONAL, DIRECT SUPPORT, AND
 GENERAL SUPPORT MAINTENANCE
 REPAIR PARTS AND SPECIAL TOOLS LISTS
 FOR
 VOLTMETER, ELECTRONIC ME-30F/U
 (NSN 6625-00-420-9354)**

Current as of September 1976

REPORTING OF ERRORS

You can improve this manual by recommending improvements, using DA Form 2028-2 (Test) located in the back of the manual. Simply tear out the self-addressed form, fill it out as shown on the sample, fold it where shown, and drop it in the mail.

If there are no blank DA Form 2028-2 (Test) in the back of your manual, use the standard DA Form 2028 (Recommended Changes to Publications and Blank Forms) and forward to the Commander, US Army Electronics Command, ATTN: DRSEL-MA-Q, Fort Monmouth, NJ 07703.

In either case a reply will be furnished direct to you.

Table of Contents

		Page	Illus Figure
SECTION	I. Introduction	1	
	II. Repair parts list	5	
Group	01 Voltmeter, Electronic ME-30F/U	5	1
	Top cover assembly	5	2
	Bottom cover assembly	5	3
	Front chassis assembly	6	4
	Rear chassis assembly	6	5
	Meter and bracket assembly	7	6
	Circuit card assembly (main) (capacitors)	7	7
	Circuit card assembly (main) (semiconductors)	9	8
	Circuit card assembly (main) (resistors)	9	9
	Attenuator assembly	12	10
	Input amplifier	13	11
	Input amplifier board	13	12
SECTION	III. Special tools list (NOT APPLICABLE)		
	IV. National stock number and part number index	27	

SECTION I

INTRODUCTION

1. Scope

This manual lists repair parts required for performance of general support maintenance of the ME-30F/U.

2. General

This Repair Parts and Special Tools List is divided into the following sections:

a. Section II—Repair Parts List. A list of repair parts authorized for use in the performance of maintenance. The list also includes parts which must be removed for replacement of authorized parts. Parts lists are composed of functional groups in ascending numerical sequence, with the parts in each group listed in figure and item number sequence.

b. Section III—Special Tools List. Not applicable.

c. Section IV—National Stock Number and Part Number Index. A list, in ascending numerical sequence, of all National stock numbers appearing in the listings, followed by a list, in alphanumeric sequence, of all part numbers appearing in the listings. National stock numbers and part numbers are cross-referenced to each illustration figure and item number appearance.

3. Explanation of Columns

The following provides an explanation of columns found in the tabular listings:

a. Illustration. This column is divided as follows:

(1) *Figure number.* Indicates the figure number of the illustration in which the item is shown.

(2) *Item number.* The number used to identify each item called out in the illustration.

b. Source, Maintenance, and Recoverability Codes (SMR).

(1) *Source code.* Source codes are assigned to support items to indicate the manner of acquiring support items for maintenance, repair, or overhaul of end items. Source codes are entered in the first and second positions of the Uniform SMR Code format as follows:

<i>Code</i>	<i>Definition</i>
PA	Item procured and stocked for anticipated or known usage.
AH	Item to be assembled at general support maintenance level.

<i>Code</i>	<i>Definition</i>
XB	Item is not procured or stocked. If not available through salvage, requisition.
XD	A support item that is not stocked. When required, item will be procured through normal channels.

NOTE

Cannibalization or salvage may be used as a source of supply for any items source coded above except those coded XA, XD, and aircraft support items as restricted by AR 700-42.

(2) *Maintenance code.* Maintenance codes are assigned to indicate the levels of maintenance authorized to USE and REPAIR support items. The maintenance codes are entered in the third and fourth positions of the Uniform SMR Code format as follows:

(a) The maintenance code entered in the third position will indicate the lowest maintenance level authorized to remove, replace, and use the support item. The maintenance code entered in the third position will indicate one of the following levels of maintenance:

<i>Code</i>	<i>Application/Explanation</i>
H	Support item is removed, replaced, used at the general support level.

(b) The maintenance code entered in the fourth position indicates whether the item is to be repaired and identifies the lowest maintenance level with the capability to perform complete repair (i.e., all authorized maintenance functions). This position will contain one of the following maintenance codes:

<i>Code</i>	<i>Application/Explanation</i>
H	The lowest maintenance level capable of complete repair of the support item is the general support level.
Z	Nonreparable. No repair is authorized.

(3) *Recoverability code.* Recoverability codes are assigned to support items to indicate the disposition action on unserviceable items. The recoverability code is entered in the fifth position of the Uniform SMR Code format as follows:

<i>Recoverability Code</i>	<i>Definition</i>
Z	Nonreparable item. When unserviceable, condemn and dispose at the level indicated in position 3.
H	Reparable item. When uneconomically repairable, condemn and dispose at the general support level.

c. National Stock Number. Indicates the

National stock number assigned to the item and will be used for requisitioning purposes.

d. Part Number. Indicates the primary number used by the manufacturer (individual, company, firm, corporation, or Government activity), which controls the design and characteristics of the item by means of its engineering drawings, specifications standards, and inspection requirements, to identify an item or range of items.

NOTE

When a stock-numbered item is requisitioned, the repair part received may have a different part number than the part being replaced.

e. Federal Supply Code for Manufacturer (FSCM). The FSCM is a 5-digit numeric code listed in SB 708-42 which is used to identify the manufacturer, distributor, or Government agency, etc.

f. Description. Indicates the Federal item name and, if required, a minimum description to identify the item.

g. Unit of Measure (U/M). Indicates the standard of the basic quantity of the listed item as used in performing the actual maintenance function. This measure is expressed by a two-character alphabetical abbreviation (e.g., ea. in, pr, etc). When the unit of measure differs from the unit of issue, the lowest unit of issue that will satisfy the required units of measure will be requisitioned.

h. Quantity Incorporated in Unit. Indicates the quantity of the item used in the breakout shown on the illustration figure, which is prepared for a functional group, subfunctional group, or an assembly.

4. Special Information

a. Detailed assembly instructions for items

source coded to be assembled are found in TM 11-6625-2745-14. Assembly components are listed immediately following the item to be assembled.

b. The following publication pertains to the ME - 30F/U and its components:

TM 11-6625-2745-14, Voltmeter, Electronic ME-30F/U

5. How to Locate Repair Parts

a. When National stock number or part number is unknown:

(1) *First.* Using the table of contents, determine the functional group within which the repair part belongs. This is necessary since illustrations are prepared for functional groups, and listings are divided into the same groups.

(2) *Second.* Find the illustration covering the functional group to which the repair part belongs.

(3) *Third.* Identify the repair part on the illustration and note the illustration figure and item number of the repair part.

(4) *Fourth.* Using the Repair Parts Listing, find the figure and item number noted on the illustration.

b. When National stock number or part number is known:

(1) *First.* Using the Index of National Stock Numbers and Part Numbers, find the pertinent National stock number or part number. This index is in ascending NSN sequence, followed by a list of part numbers in ascending alphanumeric sequence, cross-referenced to the illustration figure number and item number.

(2) *Second.* After finding the figure and item number, locate the figure and item number in the repair parts list .

6. Abbreviations

Not applicable.

SECTION II. REPAIR PARTS LIST - CONTINUED

ILLUSTRATION			NATIONAL	PART	FSCM	DESCRIPTION	U/M	QTY
FIG. NO.	ITEM NO.	SMR CODE	STOCK NUMBER	NUMBER				INC IN UNIT
						GROUP 01: VOLTMETER, ELECTRONIC, ME-30 F/U		
1	1	XDHZZ		100745	25778	COVER, BOTTOM ASSEMBLY	EA	1
1	2	PAHZZ	6150-00-949-9348	17258	70903	LINE CORD, POWER	EA	1
1	3	XDHZZ		100744	25778	COVER, TOP ASSEMBLY	EA	1
1	4	PAHZZ		2542-3	25706	CABLE	EA	1
1	5	XDHZZ		F1T105	92194	SLEEVING, SHRINK	EA	1
1	6	XDHZZ		201580	25778	NAMEPLATE	EA	1
1	7	XDHZZ		3155-1	92194	WIRE, ELECTRICAL	EA	1
1	8	XDHZZ		3155-4	92194	WIRE, ELECTRICAL	EA	1
1	9	XDHZZ		3155-2	92194	WIRE, ELECTRICAL	EA	1
2	1	PAHZZ	5305-00-054-6651	MS51957-27	96906	SCREW, MACHINE	EA	6
2	2	XDHZZ		201526	25778	COVER	EA	1
2	3	XDHZZ		201581	25778	HANDLE	EA	1
2	4	PAHZZ	5305-00-889-2997	MS35206-215	96906	SCREW, MACHINE	EA	4
2	5	XDHZZ		363922	35778	WASHER, PLASTIC	EA	6
3	1	PAHZZ		PP40012-1	21604	FOOT	EA	1
3	2	PAHZZ		PP40012-2	21604	FOOT	EA	1
3	3	PAHZZ	5305-00-984-4989	MS35206-229	96906	SCREW, MACHINE	EA	6
3	4	XDHZZ		NAS620-6	96906	WASHER, FLAT	EA	6
3	5	PAHZZ	5310-00-579-0079	MS35333-37	96906	WASHER, LOCK	EA	6
3	6	PAHZZ	5355-00-269-0769	PP40013	21604	FOOT	EA	2
3	7	PAHZZ		MP40008-7	21604	BAIL	EA	1
3	8	XDHZZ		201527	25778	COVER	EA	1
3	9	PAHZZ	5305-00-054-6651	MS51957-27	96906	SCREW, MACHINE	EA	6
3	10	XDHZZ		363922	25778	WASHER, PLASTIC	EA	6

SECTION II. REPAIR PARTS LIST - CONTINUED

ILLUSTRATION			NATIONAL STOCK NUMBER	PART NUMBER	FSCM	DESCRIPTION	U/M	QTY INC IN UNIT
FIG. NO.	ITEM NO.	SMR CODE						
4	1	PAHZZ		2152A5	91802	PILOT LIGHT	EA	1
4	2	PAHZZ	5355-00-306-5144	7082-2G	94144	KNOB, BAR	EA	1
4	3	PAHZZ		MTG106D	95146	SWITCH, TOGGLE	EA	1
4	4	XDHZZ		364057	25778	NUT, PLAIN, HEXAGON	EA	1
4	5	XDHZZ		201537	25778	PANEL, FRONT	EA	1
4	6	AHHHH		100747	25778	METER AND BRACKET ASSEMBLY	EA	1
4	7	XDHZZ		201521	25778	BRACKET, FRONT	EA	1
4	8	PAHZZ	5305-00-984-4984	MS35206-227	96906	SCREW, MACHINE	EA	10
4	9	PAHZZ	5310-00-579-0079	MS35333-37	96906	WASHER, LOCK	EA	5
4	10	XDHZZ		MS35239-32	96906	SCREW, MACHINE	EA	2
4	11	XDHZZ		4L2FF	26002	NYLON BEARING	EA	1
4	12	PAHHH		100750	25778	RANGE SWITCH ASSEMBLY	EA	1
4	13	PAHZZ	5305-00-984-4982	MS35206-225	96906	SCREW, MACHINE	EA	4
4	14	AHHHH		100757	25778	INPUT AMPLIFIER	EA	1
4	15	PAHHH		100755	25778	CIRCUIT CARD ASSEMBLY	EA	1
4	16	XDHZZ		NAS620-6	96906	WASHER, FLAT	EA	5
4	17	XDHZZ		201522	25778	CHASSIS	EA	1
5	1	PAHZZ		351111	25778	TRANSFORMER	EA	1
5	2	XDHZZ		NAS671-6	96906	NUT, PLAIN, HEXAGON	EA	2
5	3	PAHZZ	5310-00-579-0079	MS35333-37	96906	WASHER, LOCK	EA	1
5	4	PAHZZ	5940-00-821-6217	1416-6	83330	SOLDER LUG	EA	1
5	5	PAHZZ	5930-00-043-1378	46206LFR	82389	SWITCH, SLIDE	EA	1
5	6	XDHZZ		NAS671-4	96906	NUT, PLAIN, HEXAGON	EA	2
5	7	PAHZZ	5310-00-193-7577	MS35333-36	96906	WASHER, LOCK	EA	2
5	8	XDHZZ		267 RED	83330	TERMINAL POST	EA	3
5	9	XDHZZ		1414-10	83330	SOLDER LUG	EA	5
5	10	XDHZZ		3155-5	92194	WIRE, ELECTRICAL	EA	1
5	11	XDHZZ		267 BLACK	83330	TERMINAL POST	EA	2
5	12	XDHZZ		3155-9	92194	WIRE, ELECTRICAL	EA	1

SECTION II. REPAIR PARTS LIST - CONTINUED

ILLUSTRATION			NATIONAL	PART	FSCM	DESCRIPTION	U/M	QTY
FIG. NO.	ITEM NO.	SMR CODE	STOCK NUMBER	NUMBER				INC IN UNIT
5	13	XDHZZ		3155-10	92194	WIRE, ELECTRICAL	EA	1
5	14	XDHZZ		3155-1	92194	WIRE, ELECTRICAL	EA	1
5	15	XDHZZ		3155-3	92194	WIRE, ELECTRICAL	EA	1
5	16	PAHZZ	5920-00-284-9493	F02A250V1-8AS	81349	FUSE	EA	1
5	17	PAHZZ	5305-00-405-8960	MS35223-13	96906	SCREW, MACHINE	EA	2
5	18	PAHZZ	5305-00-054-6650	MS51957-26	96906	SCREW, MACHINE	EA	2
5	19	XDHZZ		201523	25778	PANEL, REAR	EA	1
5	20	XDHZZ		60598-4	00779	CONNECTOR, CRIMP	EA	6
5	21	XDHZZ		FIT105	92194	SLEEVING, SHRINK	EA	1
5	22	PAHZZ		UG625U	81349	JACK BNC	EA	1
5	23	XDHZZ		3155-6	92194	WIRE, ELECTRICAL	EA	1
5	24	PAHZZ	5940-00-552-9092	761	79963	SOLDER LUG	EA	1
5	25	XDHZZ		105-3-32	92194	SLEEVING, SHRINK	EA	1
6	1	XDHZZ		201524	25778	BRACKET	EA	1
6	2	XDHZZ		60598-4	00779	CONNECTOR, CRIMP	EA	2
6	3	XDHZZ		1414-10	83330	SOLDER LUG	EA	2
6	4	PAHHH		201528	25778	VOLTMETER	EA	1
6	5	XDHZZ		NAS671-6	96906	NUT, PLAIN, HEXAGON	EA	4
6	6	PAHZZ	5310-00-983-8483	MS27183-5	96906	WASHER, FLAT	EA	4
6	7	PAHZZ	5310-00-579-0079	MS35333-37	96906	WASHER, LOCK	EA	4
6	8	XDHZZ		3155-2	92194	WIRE, ELECTRICAL	EA	1
6	9	XDHZZ		3155-1	92194	WIRE, ELECTRICAL	EA	1
7	1	PAHZZ	5910-00-010-8666	M39014-01-1357	81349	CAPACITOR, FIXED, CERAMIC	EA	2
7	2	PAHZZ	5910-00-114-0787	M39003-01-2996	81349	CAPACITOR, FIXED, ELECTROLYTIC 120UF 15V	EA	3
7	3	PAHZZ	5910-00-001-3021	ET680X063A00	73445	CAPACITOR, FIXED, ELECTROLYTIC 68UF 63V	EA	1

SECTION II. REPAIR PARTS LIST - CONTINUED

ILLUSTRATION		SMR CODE	NATIONAL STOCK NUMBER	PART NUMBER	FSCM	DESCRIPTION	U/M	QTY INC IN UNIT
FIG. NO.	ITEM NO.							
7	4	PAHZZ	5910-00-144-4383	M39003-01-3026	81349	CAPACITOR, FIXED, ELECTROLYTIC 27UF 35V	EA	2
7	5	PAHZZ	5910-00-761-7112	M39003-01-3023	81349	CAPACITOR, FIXED, ELECTROLYTIC	EA	8
7	6	PAHZZ	5910-00-936-7405	CM05CD150J03	81349	CAPACITOR, FIXED, MICA, 15PF 500V	EA	1
7	7	PAHZZ	5910-00-810-4849	TGS10	56289	CAPACITOR, FIXED, CERAMIC, .01UF 100V	EA	3
7	8	PAHZZ		CM05ED201J03	81349	CAPACITOR, FIXED, MICA	EA	1
7	9	PAHZZ		CM05ED020K03	81349	CAPACITOR, FIXED, MICA, 20PF 500V	EA	1
7	10	PAHZZ	5910-00-142-6950	M39003-01-2505	81349	CAPACITOR, FIXED, ELECTROLYTIC 220UF 10V	EA	2
7	11	PAHZZ	5910-00-236-8766	M39003-01-3094	81349	CAPACITOR, FIXED, ELECTROLYTIC 10UF 50V	EA	1
7	12	PAHZZ	5910-00-187-0032	M39003-01-3064	81349	CAPACITOR, FIXED, ELECTROLYTIC .22UF 50V	EA	2
7	13	PAHZZ	5910-00-068-1332	CM05ED390G03	81349	CAPACITOR, FIXED, MICA, 39PF 500V	EA	1
7	14	PAHZZ	5910-00-223-0472	CM05ED820J03	81349	CAPACITOR, FIXED, MICA, 82PF 500V	EA	1
7	15	PAHZZ		CM05ED120J03	81349	CAPACITOR, FIXED, MICA, 12PF 500V	EA	1
7	16	PAHZZ	5910-00-495-0042	M39003-01-3076	81349	CAPACITOR, FIXED, ELECTROLYTIC 1 UF 50V	EA	1
7	17	PAHZZ		DD202	88557	CAPACITOR, FIXED, CERAMIC .002UF 1000V	EA	2
7	18	PAHZZ		M25-1	91418	CAPACITOR, FIXED, CERAMIC .1UF 50V	EA	1
7	19	PAHZZ	5940-00-235-0081	FTE15	98291	CLOVER LEAF INSULATOR	EA	1
7	20	PAHZZ		TC110C106-035A	05397	CAPACITOR, FIXED, ELECTROLYTIC 10UF 35V	EA	1
7	21	PAHZZ	5910-00-192-7180	M39003-01-2979	81349	CAPACITOR, FIXED, ELECTROLYTIC 39UF 10V	EA	2
7	22	PAHZZ		CM05ED100J03	81349	CAPACITOR, FIXED, MICA, 10PF 500V	EA	1
7	23	PAHZZ	5910-00-010-8422	M39003-01-2964	81349	CAPACITOR, FIXED, ELECTROLYTIC 47UF 6V	EA	1
7	24	PAHZZ	5910-00-007-2002	M39003-01-3003	81349	CAPACITOR, FIXED, ELECTROLYTIC 8.2UF 20V	EA	1
7	25	PAHZZ		CM05ED101J03	81349	CAPACITOR, FIXED, MICA, 100PF 500V	EA	1

SECTION II. REPAIR PARTS LIST - CONTINUED

ILLUSTRATION		SMR CODE	NATIONAL STOCK NUMBER	PART NUMBER	FSCM	DESCRIPTION	U/M	QTY INC IN UNIT
FIG. NO.	ITEM NO.							
8	1	PAHZZ	5961-00-941-7924	TXBF032-025	98978	HEAT SINK	EA	1
8	2	PAHZZ		2N2905	81349	TRANSISTOR	EA	1
8	3	PAHZZ	5970-00-442-2525	3008	24227	PAD, THERMAL	EA	1
8	4	PAHZZ		1N4148	81349	SEMICONDCVC DIODE	EA	11
8	5	PAHZZ		2N3053	81349	TRANSISTOR	EA	1
8	6	PAHZZ	5961-00-892-8706	2N3904	04713	TRANSISTOR	EA	6
8	7	PAHZZ		1N821	81349	SEMICONDCVC DIODE	EA	1
8	8	PAHZZ		1N5250B	04713	SEMICONDCVC DIODE	EA	1
8	9	PAHZZ		538-002-940	18796	CAPACITOR, VARIABLE, CERAMIC	EA	1
8	10	PAHZZ	5961-00-124-0113	2N4401	04713	TRANSISTOR	EA	2
8	11	PAHZZ	5961-00-124-0117	2N4403	04713	TRANSISTOR	EA	2
8	12	PHAZZ	5961-00-232-3389	1N5247B	04713	SEMICONDCVC DIODE	EA	3
8	13	PAHZZ	5961-00-402-1372	1N5245B	04713	SEMICONDCVC DIODE	EA	1
8	14	PAHZZ		1N5231A	04713	SEMICONDCVC DIODE	EA	2
8	15	PAHZZ		2N4360	01295	TRANSISTOR	EA	1
8	16	PAHZZ	5920-00-279-8408	275-125	75915	FUSE	EA	1
8	17	PAHZZ	5961-00-482-3330	1N5242B	04713	SEMICONDCVC DIODE	EA	1
8	18	PAHZZ	5961-00-847-9782	2N3905	04713	TRANSISTOR	EA	2
8	19	PAHZZ	5961-00-007-7879	5082-2811	28480	SEMICONDCVC DIODE	EA	2
8	20	PAHZZ	5961-00-931-0372	2N3906	04713	TRANSISTOR	EA	1
9	1	PAHZZ	5905-00-112-1292	RN55D47R5F	81349	RESISTOR, FIXED, FILM, 47.5 OHM 1% 1/8W	EA	2
9	2	PAHZZ	5905-00-432-0380	RNC55K1000FS	81349	RESISTOR, FIXED, FILM, 100 OHM 1% 1/8W	EA	1
9	3	PAHZZ	5905-00-195-8486	RNC65K2001FS	81349	RESISTOR, FIXED, FILM, 2000 OHM 1% 1/2W	EA	2
9	4	PAHZZ	5905-00-432-6385	RNC55K5622FS	81349	RESISTOR, FIXED, FILM, 56,200 OHM 1% 1/8W	EA	1
9	5	PAHZZ	5905-00-140-6976	RNC65K68R1FS	81349	RESISTOR, FIXED, FILM, 68.1 OHM 1% 1/2W	EA	2

SECTION II. REPAIR PARTS LIST - CONTINUED

ILLUSTRATION		SMR CODE	NATIONAL STOCK NUMBER	PART NUMBER	FSCM	DESCRIPTION	U/M	QTY INC IN UNIT
FIG. NO.	ITEM NO.							
9	6	PAHZZ	5905-00-114-0708	RC07GF202J	81349	RESISTOR, FIXED, FILM	EA	5
9	7	PAHZZ		3386P1-101	80294	RESISTOR, VARIABLE, NWR WND 100 OHM 10%	EA	1
9	8	PAHZZ	5905-00-307-4104	RNC55K1100FS	81349	RESISTOR, VARIABLE, FILM, 110 OHM 1% 1/8W	EA	1
9	9	PAHZZ	5905-00-179-6691	RN55D35R7F	81349	RESISTOR, VARIABLE, FILM, 35.7 OHM 1% 1/8W	EA	1
9	10	PAHZZ	5905-00-811-6694	RN55D1910F	81349	RESISTOR, VARIABLE, FILM, 191 OHM 1% 1/8W	EA	1
9	11	PAHZZ	5905-00-141-1183	RCR07G101JS	81349	RESISTOR, VARIABLE, COMP, 100 OHM 10% 1/4W	EA	3
9	12	PAHZZ		3386P1-202	80294	RESISTOR, VARIABLE, NWR WND, 2K 10%	EA	1
9	13	PAHZZ	5905-00-431-7821	RNC55K1132FS	81349	RESISTOR, FIXED, FILM, 11,300 OHM 1% 1/8W	EA	2
9	14	PAHZZ	5905-00-110-7622	RCR07G682JS	81349	RESISTOR, FIXED, COMP, 6,800 OHM 5% 1/4W	EA	2
9	15	PAHZZ	5905-00-914-5974	RN55D2000F	81349	RESISTOR, FIXED, FILM, 200 OHM 1% 1/8W	EA	3
9	16	PAHZZ	5905-00-186-2269	RNC55K34R8FR	81349	RESISTOR, FIXED, FILM, 34.8 OHM 1% 1/8W	EA	1
9	17	PAHZZ	5905-00-914-5974	RN55D2000F	81349	RESISTOR, FIXED, FILM, 200 OHM 1% 1/8W	EA	1
9	18	PAHZZ	5905-00-432-0414	RNC55K3010FS	81349	RESISTOR, FIXED, FILM, 310 OHM 1% 1/8W	EA	1
9	19	PAHZZ	5905-00-243-2199	RNC55K10R0FS	81349	RESISTOR, FIXED, FILM, 10.0 OHM 1% 1/8W	EA	1
9	20	PAHZZ	5905-00-232-3210	RNC55K1963FS	81349	RESISTOR, FIXED, FILM, 196,000 OHM 1% 1/8W	EA	1
9	21	PAHZZ	5905-00-262-0789	RNC55H2551FS	81349	RESISTOR, FIXED, FILM, 2,550 OHM 1% 1/8W	EA	1
9	22	PAHZZ	5905-00-479-3990	RNC55K1002FS	81349	RESISTOR, FIXED, FILM, 10,000 OHM 1% 1/8W	EA	1
9	23	PAHZZ		RN55D4643F	81349	RESISTOR, FIXED, FILM, 464,000 OHM 1% 1/8W	EA	1
9	24	PAHZZ	5905-00-250-6220	RNC55K4752FS	81349	RESISTOR, FIXED, FILM, 47,500 OHM 1% 1/8W	EA	1
9	25	PAHZZ	5905-00-261-7328	3389P1-103	80294	RESISTOR, VARIABLE, NWR WND	EA	1
9	26	PAHZZ	5905-00-114-0711	RC07GF472J	81349	RESISTOR, VARIABLE, COMP, 4,700 OHM 5% 1/4W	EA	2

SECTION II. REPAIR PARTS LIST - CONTINUED

ILLUSTRATION		SMR CODE	NATIONAL STOCK NUMBER	PART NUMBER	FSCM	DESCRIPTION	U/M	QTY INC IN UNIT
FIG. NO.	ITEM NO.							
9	27	PAHZZ	5905-00-432-9152	RNC55K3011FS	81349	RESISTOR, FIXED, FILM, 3,010 OHM 1% 1/8W	EA	2
9	28	PAHZZ	5905-00-328-2189	3389P1-203	80294	RESISTOR, VARIABLE, NWR WND, 20K 10%	EA	1
9	29	PAHZZ	5905-00-415-6002	RNC55K1500FS	81349	RESISTOR, FIXED, FILM, 150 OHM 1% 1/8W	EA	1
9	30	PAHZZ	5905-00-121-9938	RCR07G753JS	81349	RESISTOR, FIXED, COMP, 75,000 OHM 5% 1/4W	EA	1
9	31	PAHZZ	5905-00-121-9932	RCR07G391JS	81349	RESISTOR, FIXED, COMP, 390 OHM 5% 1/4W	EA	2
9	32	PAHZZ	5905-00-116-8555	RCR07G153JS	81349	RESISTOR, FIXED, COMP, 15,000 OHM 5% 1/4W	EA	2
9	33	PAHZZ	5905-00-432-6377	RNC55K2321FS	81349	RESISTOR, FIXED, FILM, 2,320 OHM 1% 1/8W	EA	1
9	34	PAHZZ	5905-00-432-6373	RNC55K1621FS	81349	RESISTOR, FIXED, FILM, 1,620 OHM 1% 1/8W	EA	2
9	35	PAHZZ	5905-00-105-7764	RCR07G222JS	81349	RESISTOR, FIXED, COMP, 2,220 OHM 5% 1/4W	EA	1
9	36	PAHZZ	5905-00-432-0420	RCR55K4990FS	81349	RESISTOR, FIXED, FILM, 499 OHM 1% 1/8W	EA	1
9	37	PAHZZ	5905-00-112-0972	RNC55K3651FS	81349	RESISTOR, FIXED, FILM, 6,650 OHM 1% 1/8W	EA	2
9	38	PAHZZ	5905-00-107-0656	RCR07G100JS	81349	RESISTOR, FIXED, COMP, 10 OHM 5% 1/4W	EA	2
9	39	PAHZZ	5905-00-107-0656	RCR07G100JS	81349	RESISTOR, FIXED, COMP, 10 OHM 5% 1/4W	EA	1
9	40	PAHZZ	5905-00-116-8556	RCR07G223JS	81349	RESISTOR, FIXED, COMP, 22,000 OHM 10% 1/4W	EA	2
9	41	PAHZZ	5905-00-340-9789	RNC65K3010FS	81349	RESISTOR, FIXED, FILM, 3,010 OHM 1% 1/2W	EA	1
9	42	PAHZZ	5905-00-432-0381	RNC55K1001FS	81349	RESISTOR, FIXED, FILM, 1,000 OHM 1% 1/8W	EA	2
9	43	PAHZZ	5905-00-432-0401	RNC55K2001FS	81349	RESISTOR, FIXED, FILM, 2,000 OHM 1% 1/8W	EA	1
9	44	PAHZZ	5905-00-972-3597	RN55D15R0F	81349	RESISTOR, FIXED, FILM, 15.0 OHM 1% 1/8W	EA	1
9	45	PAHZZ	5905-00-734-4077	RN55D4872F	81349	RESISTOR, FIXED, FILM, 48,700 OHM 1% 1/8W	EA	1
9	46	PAHZZ	5905-00-106-3666	RCR07G103JS	81349	RESISTOR, FIXED, COMP, 10,000 OHM 5% 1/4W	EA	1

SECTION II. REPAIR PARTS LIST - CONTINUED

ILLUSTRATION		SMR CODE	NATIONAL STOCK NUMBER	PART NUMBER	FSCM	DESCRIPTION	U/M	QTY INC IN UNIT
FIG. NO.	ITEM NO.							
9	47	PAHZZ	5905-00-273-9687	RN60D1472F	81349	RESISTOR, FIXED, FILM, 14,700 OHM 1% 1/4W	EA	1
9	48	PAHZZ	5905-00-062-0151	RN60D1622F	81349	RESISTOR, FIXED, FILM, 16,200 OHM 1% 1/4W	EA	1
9	49	PAHZZ	5905-00-250-4797	3389P1-502	80294	RESISTOR, VARIABLE, NWR WND 5,000 OHM, 10%	EA	1
9	50	PAHZZ	5905-00-118-4559	RCR07G333JS	81349	RESISTOR, FIXED, COMP, 33,000 OHM 10% 1/4W	EA	1
9	51	PAHZZ	5905-00-337-7360	RNC55K3920FS	81349	RESISTOR, FIXED, FILM, 392 OHM 1% 1/8W	EA	1
9	52	XDHZZ		60813-1	00779	TERMINAL PIN	EA	8
9	53	PAHZZ		201576	25778	PRINTED WIRING BOARD	EA	1
9	54	PAHZZ	5905-00-246-9396	RC20GF226J	81349	RESISTOR, FXD, COMP, 22M, 5%, 1/2W	EA	1
10	1	XDHZZ		201587	25778	BRACKET, FRONT	EA	1
10	2	PAHZZ	5910-00-761-7112	M39003-01-3023	81349	CAPACITOR, FIXED, ELECTROLYTIC	EA	1
10	3	PAHZZ		CM05ED010J03	81349	CAPACITOR, FIXED, MICA	EA	1
10	4	PAHZZ		538-002-940	18796	CAPACITOR, VARIABLE, CERAMIC	EA	1
10	5	XDHZZ		60598-4	00779	CONNECTOR, CRIMP	EA	8
10	6	PAHZZ	5905-00-232-7791	RNC60K1500FS	81349	RESISTOR, FIXED, FILM	EA	1
10	7	PAHZZ	5905-00-112-1026	RNC60K49R9FS	81349	RESISTOR, FIXED, FILM	EA	1
10	8	PAHZZ		321070	25778	RESISTOR, FIXED, FILM	EA	5
10	9	PAHZZ		321069	25778	RESISTOR, FIXED, FILM	EA	4
10	10	PAHZZ		321068	25778	RESISTOR, FIXED, FILM	EA	1
10	11	PAHZZ	5905-00-141-0717	RCR07G473JS	81349	RESISTOR, FIXED, COMP	EA	1
10	12	PAHZZ		1N4148	81349	SEMICON DVC DIODE	EA	2
10	13	XDHZZ		FIT105	92194	SLEEVING, SHRINK	EA	1
10	14	PAHZZ	5940-00-821-6217	1416-6	83330	SOLDER LUG	EA	1
10	15	PAHZZ		359082	25778	SWITCH, ROTARY	EA	1
10	16	XDHZZ		201518	25778	BRACKET, SHIELD	EA	1
10	17	PAHZZ	5940-00-552-9092	761	79963	SOLDER LUG	EA	1
10	18	PAHZZ	5310-00-579-0079	MS35333-37	96906	WASHER, LOCK	EA	1
10	19	XDHZZ		3155-6	92194	WIRE, ELECTRICAL	EA	1
10	20	XDHZZ		3155-4	92194	WIRE, ELECTRICAL	EA	1

SECTION II. REPAIR PARTS LIST - CONTINUED

(1) ILLUSTRATION	(2)	(3)	(4)	(5)	(6)	USABLE ON CODE	(7) UNIT OF MEAS	(8) QTY INC IN UNIT
FIG. NO.	ITEM NO.	SMR CODE	NATIONAL STOCK NUMBER	PART NUMBER	FSCM	DESCRIPTION		
10	21	XBHZZ		3155-2	92194	WIRE, ELECTRICAL	EA	3
10	22	XBHZZ		3155-3	92194	WIRE, ELECTRICAL	EA	1
10	23	XBHZZ		3155-7	92194	WIRE, ELECTRICAL	EA	1
10	24	XBHZZ		3155-8	92194	WIRE, ELECTRICAL	EA	1
10	25	XBHZZ		3155-10	92194	WIRE, ELECTRICAL	EA	1
10	26	XBHZZ		3155-1	92194	WIRE, ELECTRICAL	EA	1
10	27	PAHZZ	5950-00-914-2984	DD22-0	43543	COIL, RADIO FREQUENCY	EA	1
10	28	PAHZZ	5905-00-114-0708	RC07GF202J	81349	RESISTOR, FIXED, FILM	EA	1
10	29	PAHZZ		538-002-940	18796	CAPACITOR, VARIABLE, CERAMIC	EA	1
11	1	XBHZZ		201525	25778	BOX	EA	1
11	2	PAHHH		100749	25778	BOARD ASSEMBLY	EA	1
11	3	XBHZZ		201578	25778	BRACKET	EA	1
11	4	XBHZZ		60598-4	779	CONNECTOR, CRIMP	EA	1
11	5	PAHZZ		KC79-107	91836	CONNECTOR	EA	1
11	6	XBHZZ		364058	25778	WASHER, FLAT	EA	1
11	7	PAHZZ	5305-00-984-4984	MS35206-227	96906	SCREW, MACHINE	EA	3
11	8	PAHZZ	5310-00-579-0079	MS35333-37	96906	WASHER, LOCK	EA	3
11	9	XBHZZ		NAS620-6	96906	WASHER, FLAT	EA	3
11	10	XBHZZ		3155-6	92194	WIRE, ELECTRICAL	EA	1
12	1	PAHZZ	5910-00-556-1858	DD203	71590	CAPACITOR, FIXED	EA	1
12	2	PAHZZ		273-0001-001	74970	CAPACITOR, VARIABLE	EA	1
12	3	PAHZZ	5940-00-235-0081	FTE15	98291	CLOVER LEAF INSULATOR	EA	2
12	4	PAHZZ	5905-00-104-5755	RC20GF100J	81349	RESISTOR, FIXED, COMP	EA	1
12	5	PAHZZ		359083	25778	RELAY REED	EA	2
12	6	PAHZZ		PME70T2	3888	RESISTOR, FIXED, FILM	EA	1
12	7	PAHZZ	5910-00-010-8666	M39014-01-1357	81349	CAPACITOR, FIXED, CERAMIC	EA	2
12	8	PAHZZ	5905-00-110-7620	RC07GF102F	81349	RESISTOR, FIXED, COMP	EA	2
12	9	XBHZZ		93-2001	83330	STANDOFF	EA	2
12	10	XBHZZ		NAS600-20NAT	92194	SLEEVING, TEFLOW	EA	1
12	11	PAHZZ	6145-00-548-1063	297	92194	WIRE, ELECTRICAL	EA	1
12	12	XBHZZ		60813-1	779	TERMINAL PIN	EA	2

SECTION II. REPAIR PARTS LIST - CONTINUED

ILLUSTRATION			NATIONAL					QTY
FIG. NO.	ITEM NO.	SMR CODE	STOCK NUMBER	PART NUMBER	FSCM	DESCRIPTION	U/M	INC IN UNIT
12	13	PAHZZ		CM05ED471J03	81349	CAPACITOR, FIXED, MICA	EA	1
12	14	PAHZZ	5905-00-113-4861	RCR07G390JS	81349	RESISTOR, FIXED, COMP	EA	1
12	15	PAHZZ		321113	25778	RESISTOR, FIXED, FILM	EA	1
12	16	PAHZZ		CM05ED201J03	81349	CAPACITOR, FIXED, MICA	EA	1
12	17	PAHZZ		201579	25778	PRINTED WIRING BOARD	EA	1

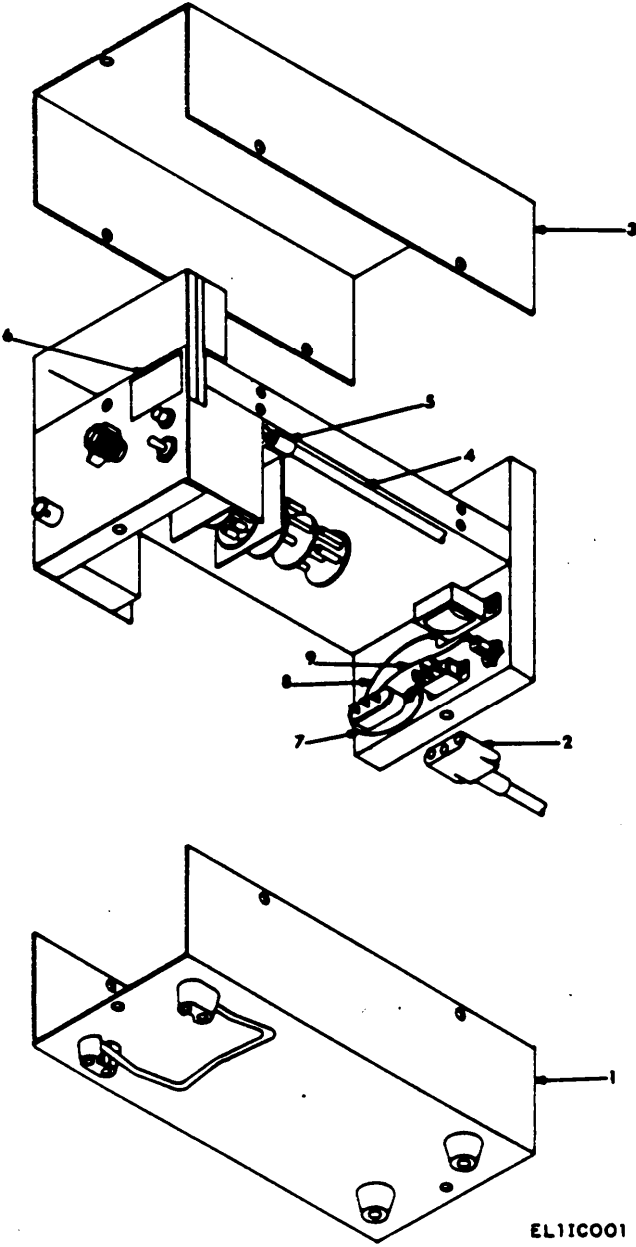
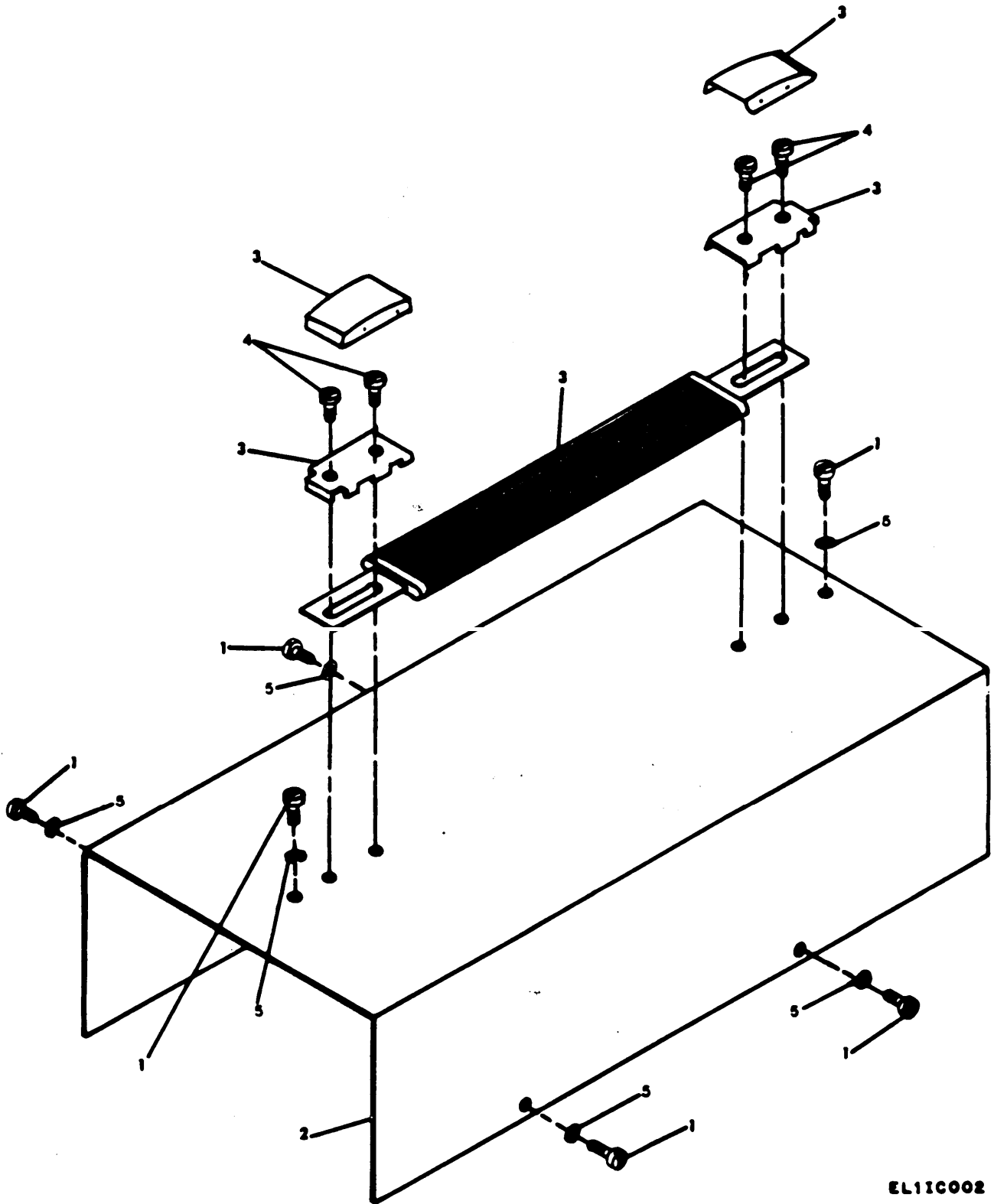
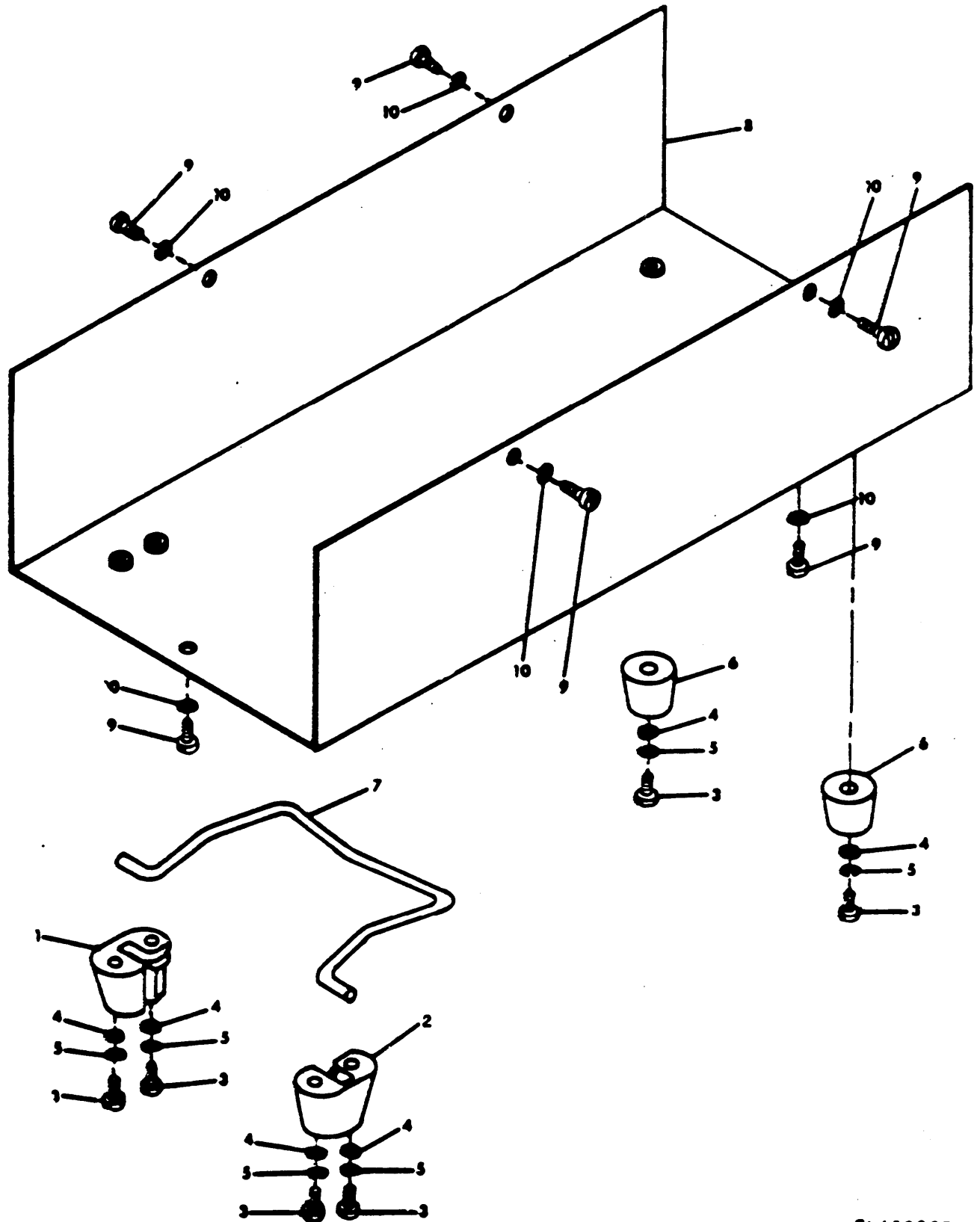


Figure 1. Voltmeter, Electronic ME-30F/U.



EL11C002

Figure 2. Top cover assembly.



EL1IC003

Figure 3. Bottom cover assembly.

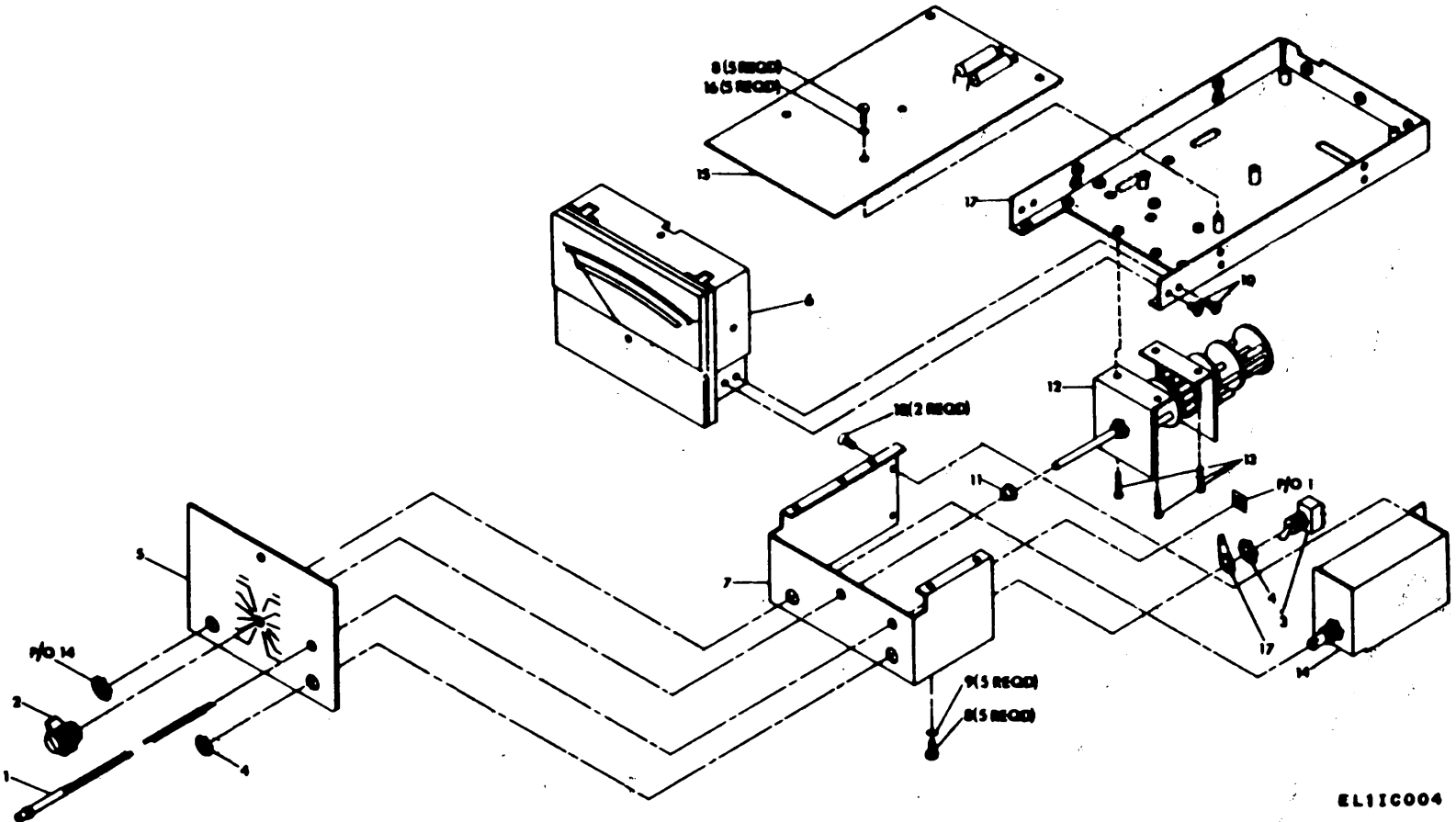


Figure 4. Front chassis assembly.

EL11C004

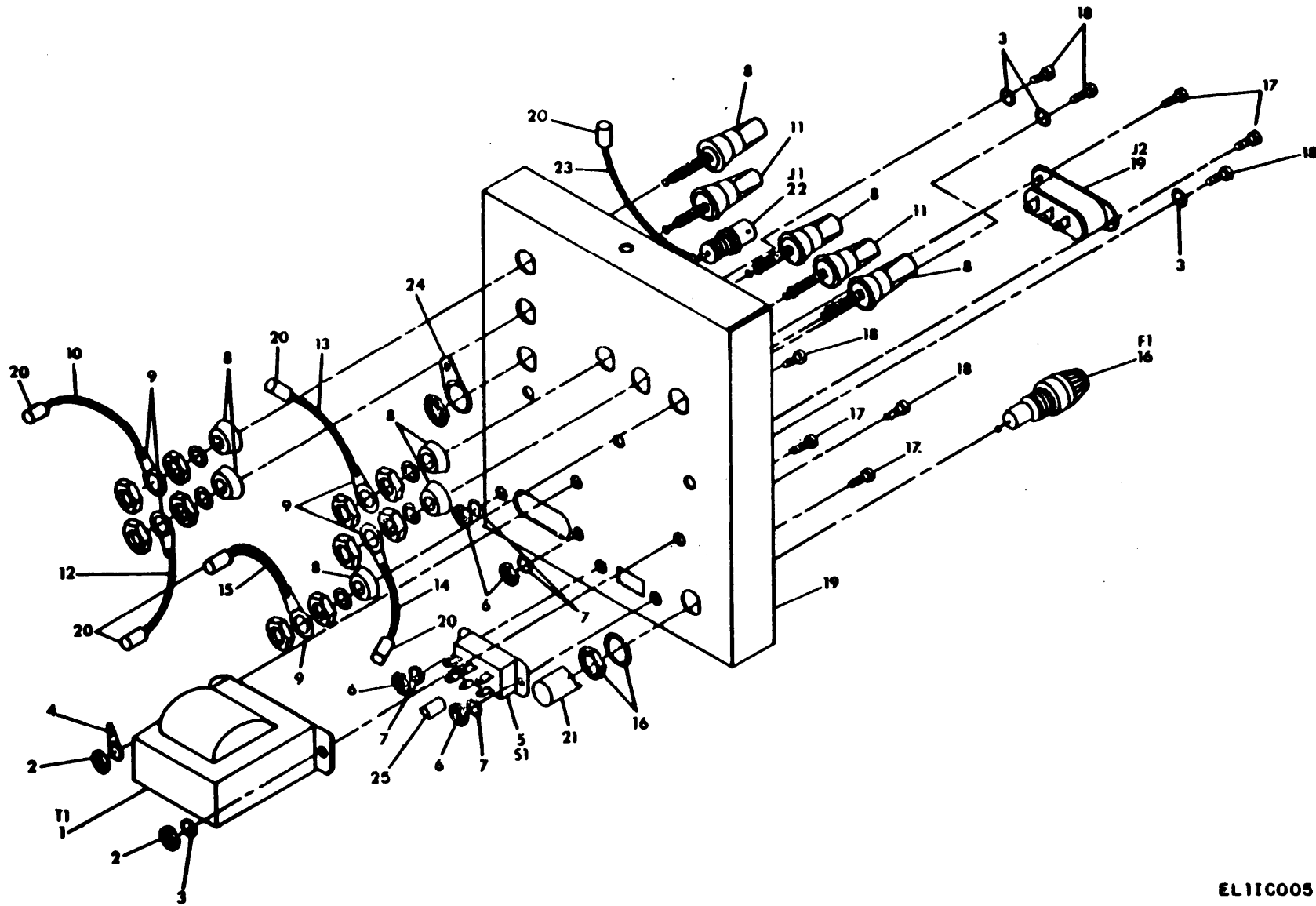
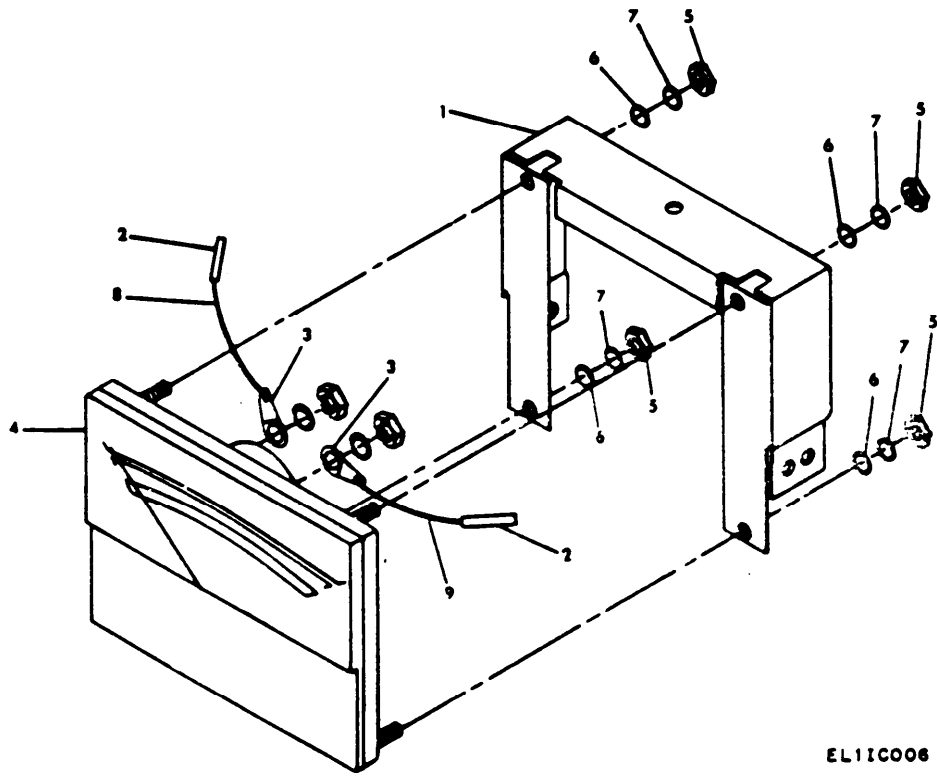


Figure 5. Rear chassis assembly.

EL11C005

TM 11-6625-2745-24P



EL11C006

Figure 6. Meter and bracket assembly.

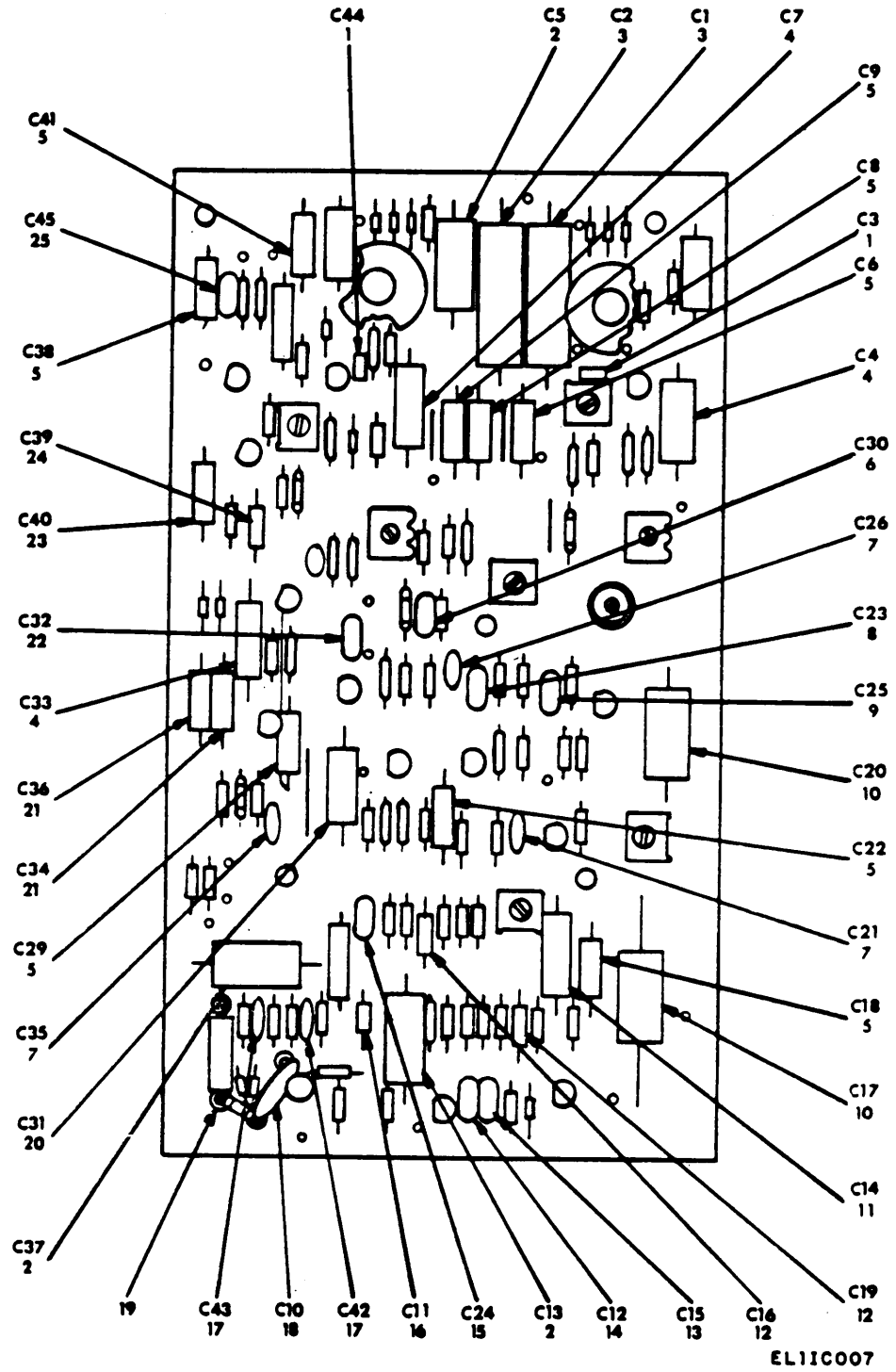


Figure 7. Circuit card assembly (main) (capacitors).

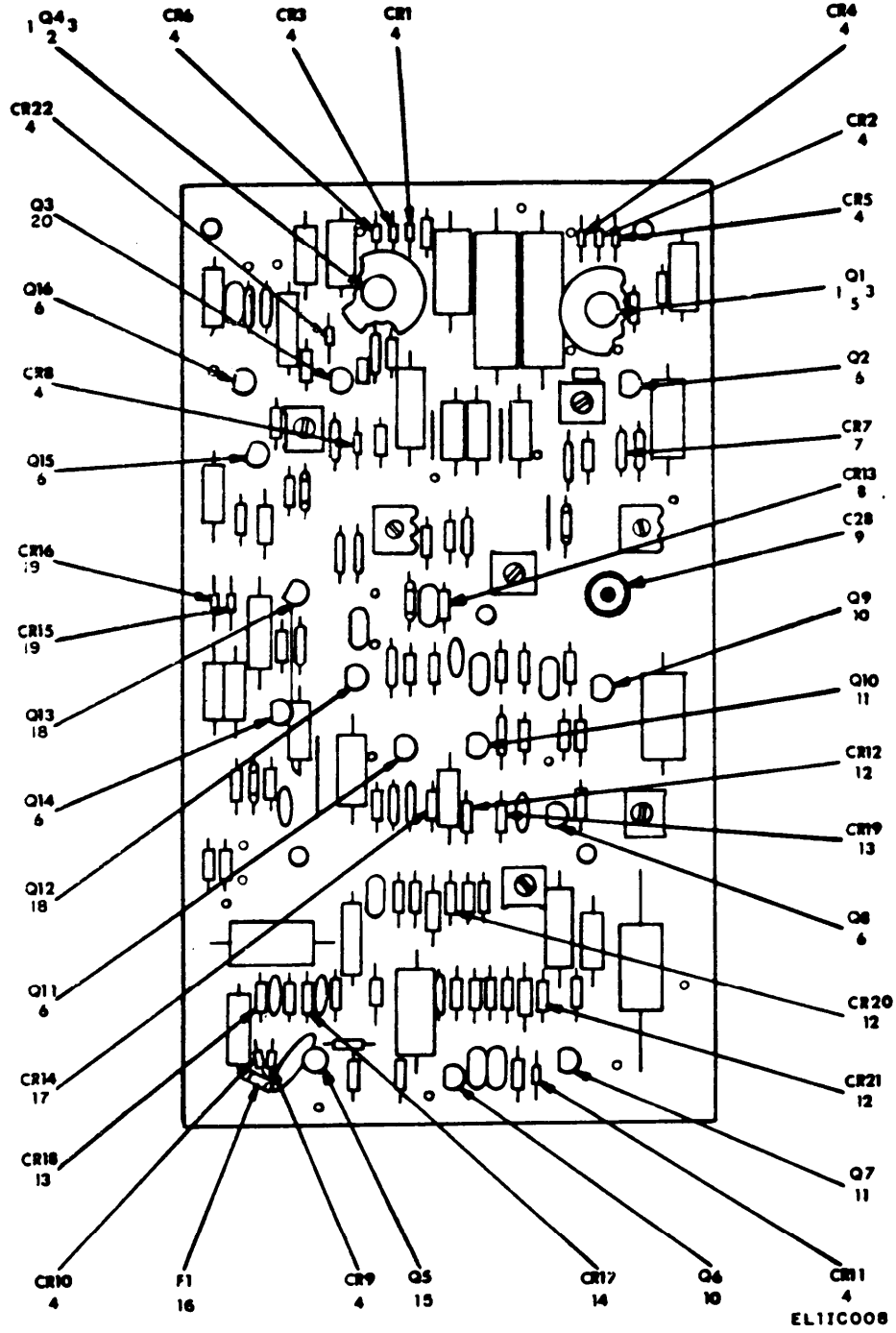


Figure 8. Circuit card assembly (main) (semiconductor).

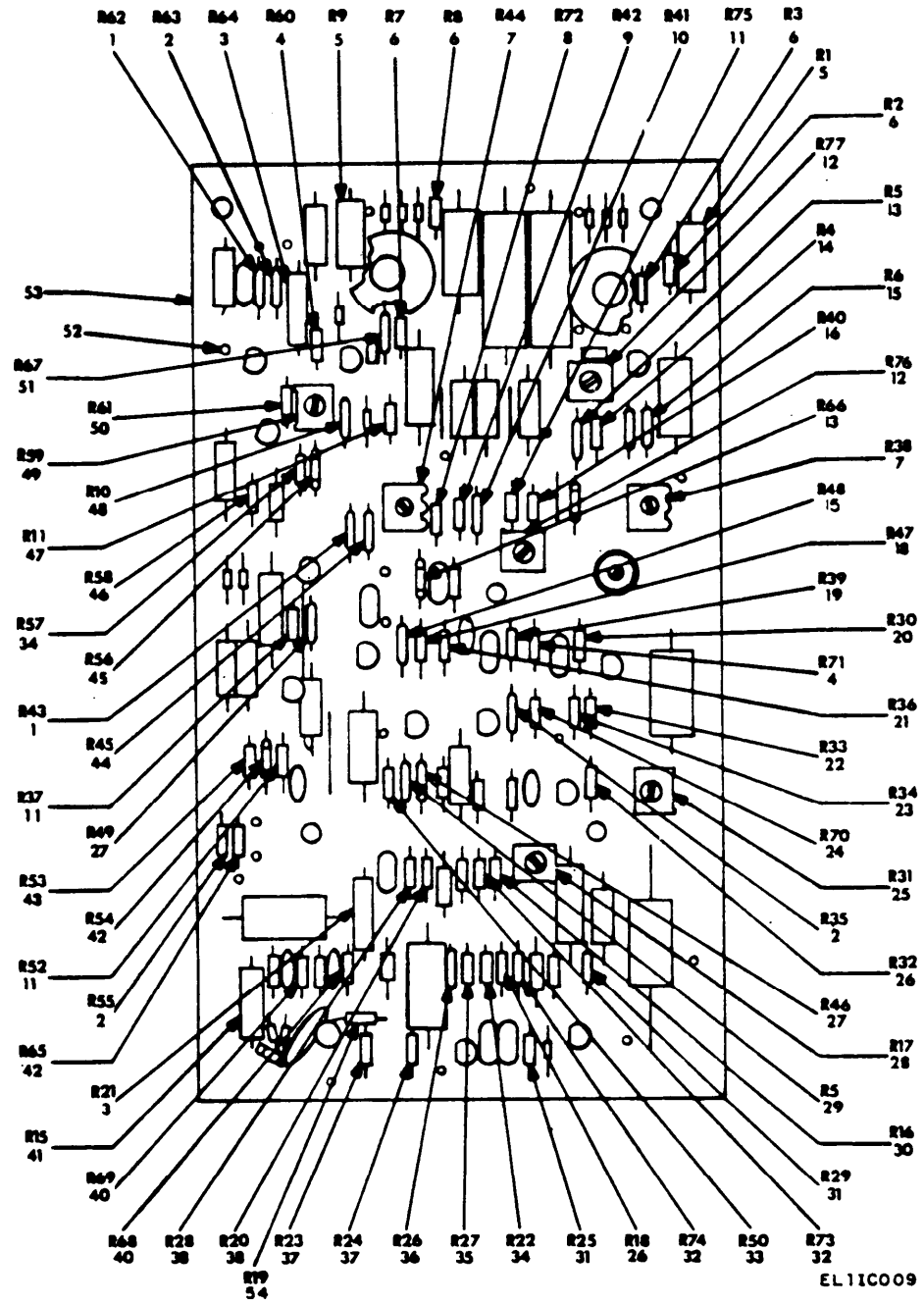


Figure 9. Circuit card assembly (main) (resistors).

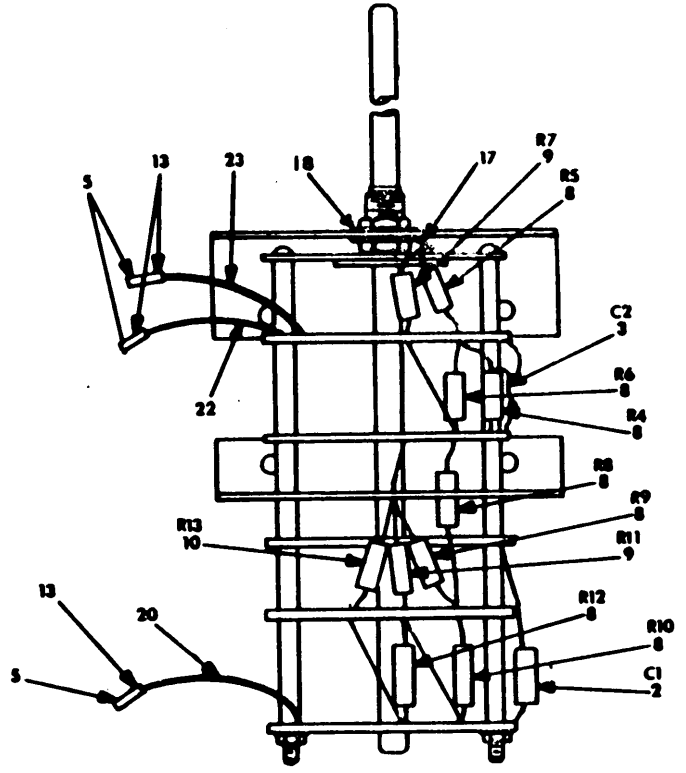
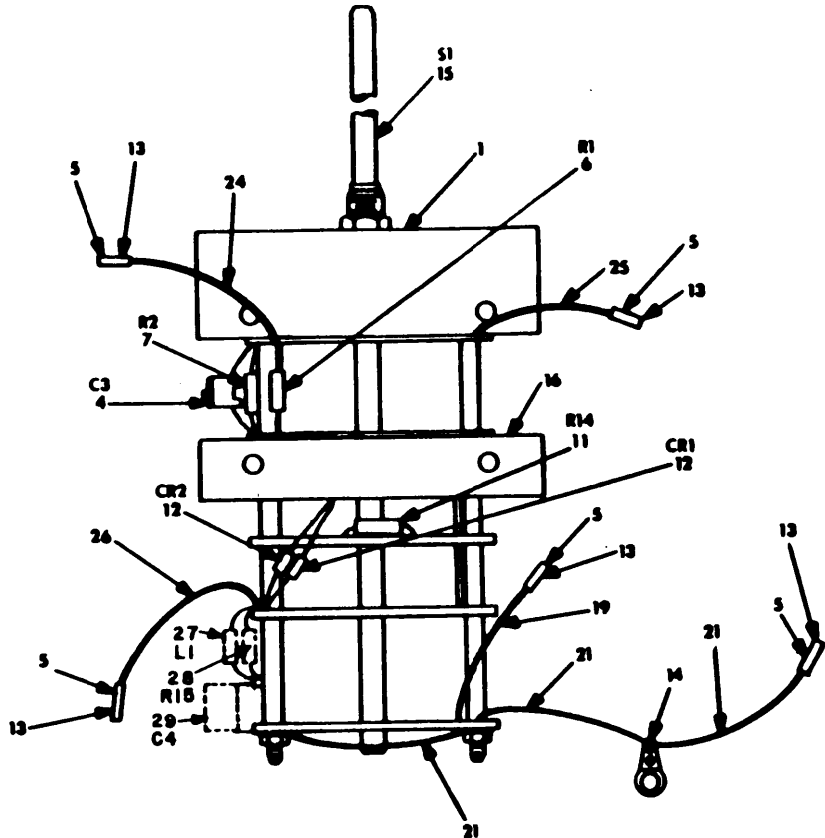
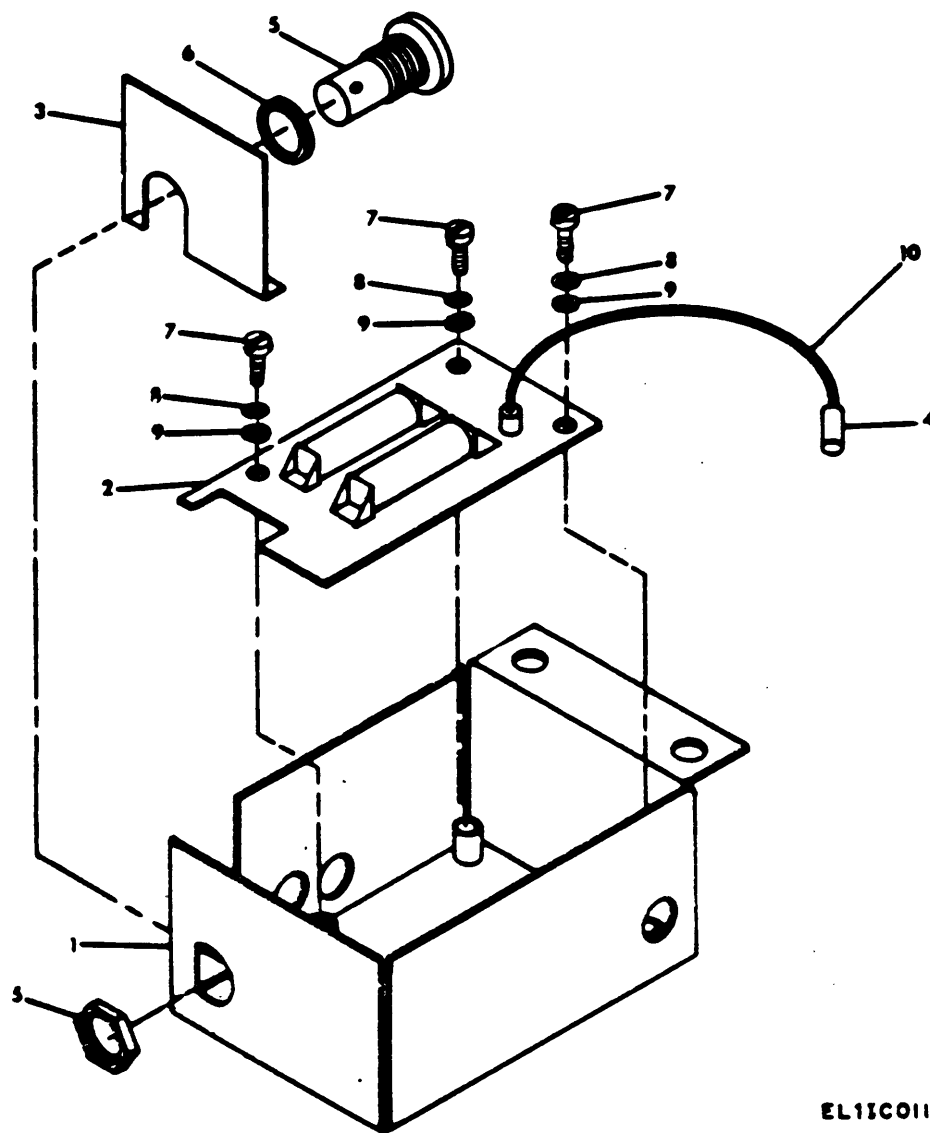


Figure 10. Attenuator assembly.

EL11C010



EL13C011

Figure 11. Input amplifier.

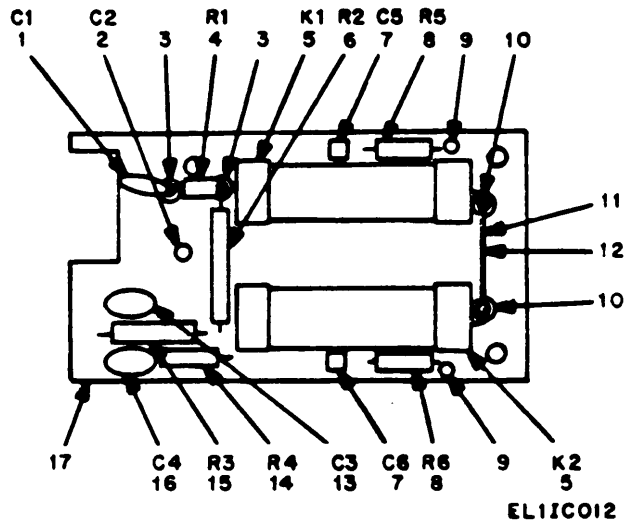


Figure 12. Input amplifier board.

Section IV. NATIONAL STOCK NUMBER AND PART NUMBER INDEX

STOCK NUMBER	FIG. NO.	ITEM NO.	STOCK NUMBER	FIG. NO.	ITEM NO.
5305-00-054-6650	5	18	5905-00-261-7328	9	25
5305-00-054-6651	2	1	5905-00-262-0789	9	21
5305-00-054-6651	3	9	5905-00-273-9687	9	47
5305-00-405-8960	5	17	5905-00-307-4104	9	8
5305-00-889-2997	2	4	5905-00-328-2189	9	28
5305-00-984-4982	4	13	5905-00-337-7360	9	51
5305-00-984-4984	4	8	5905-00-340-9798	9	41
5305-00-984-4984	11	7	5905-00-415-6002	9	29
5305-00-984-4989	3	3	5905-00-431-7821	9	13
5310-00-193-7577	5	7	5905-00-432-0380	9	2
5310-00-579-0079	3	5	5905-00-432-0381	9	42
5310-00-579-0079	4	9	5905-00-432-0401	9	43
5310-00-579-0079	5	3	5905-00-432-0414	9	18
5310-00-579-0079	6	7	5905-00-432-0420	9	36
5310-00-579-0079	10	18	5905-00-432-6373	9	34
5310-00-579-0079	11	8	5905-00-432-6377	9	33
5310-00-983-8483	6	6	5905-00-432-6385	9	4
5355-00-269-0769	3	6	5905-00-432-9152	9	27
5355-00-306-5144	4	2	5905-00-479-3990	9	22
5905-00-062-0151	9	48	5905-00-734-4077	9	45
5905-00-104-5755	12	4	5905-00-811-6694	9	10
5905-00-105-7764	9	35	5905-00-914-5974	9	15
5905-00-106-3666	9	46	5905-00-914-5974	9	17
5905-00-107-0656	9	38	5905-00-972-3597	9	44
5905-00-107-0656	9	39	5910-00-001-3021	7	3
5905-00-110-7620	12	8	5910-00-007-2002	7	24
5905-00-110-7622	9	14	5910-00-010-8422	7	23
5905-00-112-0972	9	37	5910-00-010-8666	7	1
5905-00-112-1026	10	7	5910-00-010-8666	12	7
5905-00-112-1292	9	1	5910-00-068-1332	7	13
5905-00-113-4861	12	14	5910-00-114-0787	7	2
5905-00-114-0708	9	6	5910-00-142-6950	7	10
5905-00-114-0708	10	28	5910-00-144-4383	7	4
5905-00-114-0711	9	26	5910-00-187-0032	7	12
5905-00-116-8555	9	32	5910-00-192-7180	7	21
5905-00-116-8556	9	40	5910-00-223-0472	7	14
5905-00-118-4559	9	50	5910-00-236-8766	7	11
5905-00-121-9938	9	30	5910-00-495-0042	7	16
5905-00-121-9932	9	31	5910-00-556-1858	12	1
5905-00-140-6976	9	5	5910-00-761-7112	7	5
5905-00-141-0717	10	11	5910-00-761-7112	10	2
5905-00-141-1183	9	11	5910-00-810-4849	7	7
5905-00-179-6691	9	9	5910-00-936-7405	7	6
5905-00-186-2269	9	16	5920-00-279-8408	8	16
5905-00-195-8486	9	3	5920-00-284-9493	5	16
5905-00-232-3210	9	20	5930-00-043-1378	5	5
5905-00-232-7791	10	6	5940-00-235-0081	7	19
5905-00-243-2199	9	19	5940-00-235-0081	12	3
5905-00-246-9396	9	54	5940-00-552-9092	5	24
5905-00-250-4797	9	49	5940-00-552-9092	10	17
5905-00-250-6220	9	24	5940-00-821-6217	5	4

Section IV. NATIONAL STOCK NUMBER AND PART NUMBER INDEX (Continued)

STOCK NUMBER	FIG. NO.	ITEM NO.	STOCK NUMBER	FIG. NO.	ITEM NO.
5940-00-821-6217	10	14			
5950-00-914-2984	10	27			
5961-00-007-7879	8	19			
5961-00-124-0113	8	10			
5961-00-124-0117	8	11			
5961-00-232-3389	8	12			
5961-00-402-1372	8	13			
5961-00-482-3330	8	17			
5961-00-847-9782	8	18			
5961-00-892-8706	8	6			
5961-00-931-0372	8	20			
5961-00-941-7924	8	1			
5970-00-442-2525	8	3			
6145-00-548-1063	12	11			
6150-00-949-9348	1	2			

SECTION IV. NATIONAL STOCK NUMBER AND PART NUMBER INDEX (CONTINUED)

PART NUMBER	FSCM	FIG. NO.	ITEM NO.	PART NUMBER	FSCM	FIG. NO.	ITEM NO.
CM05CD150J03	81349	7	6	NAS600-20NAT	92194	12	10
CM05ED010J03	81349	10	3	NAS620-6	96906	3	4
CM05ED020K03	81349	7	9	NAS620-6	96906	4	16
CM05ED100J03	81349	7	22	NAS620-6	96906	11	9
CM05ED101J03	81349	7	25	NAS671-4	96906	5	6
CM05ED120J03	81349	7	15	NAS671-6	96906	5	2
CM05ED201J03	81349	7	8	NAS671-6	96906	6	5
CM05ED201J03	81349	12	16	PME70T2	03888	12	6
CM05ED390G03	81349	7	13	PP40012-1	21604	3	1
CM05ED471J03	81349	12	13	PP40012-2	21604	3	2
CM05ED820J03	81349	7	14	PP40013	96906	3	6
DD202	88557	7	17	RCR07G100JS	81349	9	38
DD203	71590	12	1	RCR07G100JS	81349	9	39
DD22-0	43543	10	27	RCR07G101JS	81349	9	11
ET680X063A00	73445	7	3	RCR07G103JS	81349	9	46
FIT105	92194	1	5	RCR07G153JS	81349	9	32
FIT105	92194	5	21	RCR07G222JS	81349	9	35
FIT105	92194	10	13	RCR07G223JS	81349	9	40
FTE15	98291	7	19	RCR07G333JS	81349	9	50
FTE15	98291	12	3	RCR07G390JS	81349	12	14
F02A250V1-8AS	81349	5	16	RCR07G391JS	81349	9	31
KC79-107	91836	11	5	RCR07G473JS	81349	10	11
MP40008-7	21604	3	7	RCR07G682JS	81349	9	14
MS27183-5	96906	6	6	RCR07G753JS	81349	9	30
MS35206-215	96906	2	4	RNC55H1FS	81349	9	21
MS35206-225	96906	4	13	RNC55K10R0FS	81349	9	19
MS35206-227	96906	4	8	RNC55K1000FS	81349	9	2
MS35206-227	96906	11	7	RNC55K1001FS	81349	9	42
MS35206-229	96906	3	3	RNC55K1002FS	81349	9	22
MS35223-13	96906	5	17	RNC55K1100FS	80294	9	8
MS35239-32	96906	4	10	RNC55K1132FS	81349	9	13
MS35333-36	96906	5	7	RNC55K1500FS	81349	9	29
MS35333-37	96906	3	5	RNC55K1621FS	81349	9	34
MS35333-37	96906	4	9	RNC55K1963FS	81349	9	20
MS35333-37	96906	5	3	RNC55K2001FS	81349	9	43
MS35333-37	96906	6	7	RNC55K2321FS	81349	9	33
MS35333-37	96906	10	18	RNC55K3010FS	81349	9	18
MS35333-37	96906	11	8	RNC55K3011FS	81349	9	27
MS51957-26	96906	5	18	RNC55K34R8FS	81349	9	16
MS51957-27	96906	2	1	RNC55K3651FS	81349	9	37
MS51957-27	96906	3	9	RNC55K3920FS	81349	9	51
MTG106D	95146	4	3	RNC55K4752FS	81349	9	24
M25-1	91418	7	18	RNC55K4990FS	81349	9	36
M39003-01-2505	81349	7	10	RNC55K5622FS	81349	9	4
M39003-01-2964	81349	7	23	RNC60K1500FS	81349	10	6
M39003-01-2979	81349	7	21	RNC60K49R9FS	81349	10	7
M39003-01-2996	81349	7	2	RNC65K2001FS	81349	9	3
M39003-01-3003	81349	7	24	RNC65K3010FS	81349	9	41
M39003-01-3023	81349	7	5	RNC65K68R1FS	81349	9	5
M39003-01-3023	81349	10	2	RC07GF102F	81349	12	8
M39003-01-3026	81349	7	4	RC07GF202J	81349	9	6
M39003-01-3064	81349	7	12	RC07GF202J	81349	10	28
M39003-01-3076	81349	7	16	RC07GF472J	81349	9	26
M39003-01-3094	81349	7	11	RC20GF100J	81349	12	4
M39014-01-1357	81349	7	1	RC20GF226J	81349	9	54
M39014-01-1357	81349	12	7	RN55D15R0F	81349	9	44

SECTION IV. NATIONAL STOCK NUMBER AND PART NUMBER INDEX (CONTINUED)

PART NUMBER	FSCM	FIG. NO.	ITEM NO.	PART NUMBER	FSCM	FIG. NO.	ITEM NO.
RN55D1910F	81349	9	10	201587	25778	10	1
RN55D2000F	81349	9	15	2152A5	91802	4	1
RN55D2000F	81349	9	17	2542-3	25706	1	4
RN55D35R7F	81349	9	9	267BLACK	83330	5	11
RN55D4643F	81349	9	23	267RED	83330	5	8
RN55D47R5F	81349	9	1	273-0001-001	74970	12	2
RN55D4872F	81349	9	45	275-125	75915	8	16
RN60D1472F	81349	9	47	297	92194	12	11
RN60D1622F	81349	9	48	3008	24227	8	3
TC110C106-035A	05397	7	20	3155-1	92194	1	7
TGS10	56289	7	7	3155-1	92194	5	14
TXBF032-025	98978	8	1	3155-1	92194	6	9
UG625U	81349	5	22	3155-1	92914	10	26
1N4148	81349	8	4	3155-2	92194	1	9
1N4148	81349	10	12	3155-2	92194	6	8
1N5231A	04713	8	14	3155-2	92194	10	21
1N5242B	04713	8	17	3155-3	92194	5	15
1N5245B	04713	8	13	3155-3	92914	10	22
1N5247B	04713	8	12	3155-4	92194	1	8
1N5250B	04713	8	8	3155-4	92194	10	20
1N821	81349	8	7	3155-5	92194	5	10
100744	25778	1	3	3155-6	92194	5	23
100745	25778	1	1	3155-6	92194	10	19
100747	25778	4	6	3155-6	92194	11	10
100749	25778	11	2	3155-7	92194	10	23
100750	25778	4	12	3155-8	92194	10	24
100755	25778	4	15	3155-9	92194	5	12
100757	25778	4	14	3155-10	92194	5	13
105-3-32	92194	5	25	3155-10	92194	10	25
1414-10	83330	5	9	321068	25778	10	10
1414-10	83330	6	3	321069	25778	10	9
1416-6	83330	5	4	321070	25778	10	8
1416-6	83330	10	14	321113	25778	12	15
17258	70903	1	2	3386P1-101	80294	9	7
2N2905	81349	8	2	3386P1-202	80294	9	12
2N3053	81349	8	5	3389P1-103	80294	9	25
2N3904	04713	8	6	3389P1-203	80294	9	28
2N3905	04713	8	18	3389P1-502	80294	9	49
2N3906	04713	8	20	351111	25778	5	1
2N4360	01295	8	15	359082	25778	10	15
2N4401	04713	8	10	359083	25778	12	5
2N4403	04713	8	11	363922	25778	2	5
201518	25778	10	16	363922	25778	3	10
201521	25778	4	7	364057	25778	4	4
201522	25778	4	17	364058	25778	11	6
201523	25778	5	19	4L2FF	26002	4	11
201524	25778	6	1	46206LFR	82389	5	5
201525	25778	11	1	5082-2811	28480	8	19
201526	25778	2	2	538-002-940	18796	8	9
201527	25778	3	8	538-002-940	18796	10	4
201528	25778	6	4	538-002-940	18796	10	29
201537	25778	4	5	60598-4	00779	5	20
201578	25778	11	3	60598-4	00779	6	2
201579	25778	12	17	60598-4	00779	10	5
201580	25778	1	6	60598-4	00779	11	4
201581	25778	2	3	60813-1	00779	9	52
201576	25778	9	53	60813-1	00779	12	12

SECTION IV. NATIONAL STOCK NUMBER AND PART NUMBER INDEX (CONTINUED)

PART NUMBER	FSCM	FIG. NO.	ITEM NO.	PART NUMBER	FSCM	FIG. NO.	ITEM NO.
7082-2G	94144	4	2				
761	79963	5	24				
761	79963	10	17				
93-2001	83330	12	9				



SOMETHING WRONG WITH THIS MANUAL?

THEN... JOT DOWN THE DOPE ABOUT IT ON THIS FORM, TEAR IT OUT, FOLD IT AND DROP IT IN THE MAIL!

FROM: (YOUR UNIT'S COMPLETE ADDRESS)

Commander
Stateside Army Depot
ATTN: AMSTA-US
Stateside, N.J. 07703

DATE 10 July 1975

PUBLICATION NUMBER TM 11-5840-340-12	DATE 23 Jan 74	TITLE Radar Set AN/SPC-76
---	-------------------	------------------------------

BE EXACT... PIN-POINT WHERE IT IS				IN THIS SPACE TELL WHAT IS WRONG AND WHAT SHOULD BE DONE ABOUT IT:
PAGE NO.	PARA-GRAPH	FIGURE NO.	TABLE NO.	
2-25	2-28			<p>Recommend that the installation antenna alignment procedure be changed through to specify a 2° IFF antenna lag rather than 1°.</p> <p>REASON: Experience has shown that with only a 1° lag, the antenna servo system is too sensitive to wind gusting in excess of 27 knots, and has a tendency to rapidly accelerate and decelerate as it hunts, causing strain to the drive train. Hunting is minimized by adjusting the lag to 2° without degradation of operation.</p>
3-10	3-3		3-1	<p>Item 5, Functions column. Change "2 db" to "3db."</p> <p>REASON: The adjustment procedure for the TRANS POWER FAULT indicator calls for a 3 db (500 watts) adjustment to light the TRANS POWER FAULT indicator.</p>
5-6	5-8			<p>Add new step f.1 to read, "Replace cover plate removed in step e.1, above."</p> <p>REASON: To replace the cover plate.</p>
		FO3		<p>Zone C 3. On J1-2, change "+24 VDC to "+5 VDC."</p> <p>REASON: This is the output line of the 5 VDC power supply. + 24 VDC is the input voltage.</p>

TEAR ALONG DOTTED LINE

TYPED NAME, GRADE OR TITLE, AND TELEPHONE NUMBER
SSG I. M. DeSpirito 999-1776

SIGN HERE:
SSG I. M. DeSpirito

DA FORM 2028-2 (TEST) 1 AUG 74

P.S.--IF YOUR OUTFIT WANTS TO KNOW ABOUT YOUR MANUAL "FIND," MAKE A CARBON COPY OF THIS AND GIVE IT TO YOUR HEADQUARTERS.

HISA 1686-75



SOMETHING WRONG WITH THIS MANUAL?

THEN... JOT DOWN THE DOPE ABOUT IT ON THIS FORM, TEAR IT OUT, FOLD IT AND DROP IT IN THE MAIL!

FROM: (YOUR UNIT'S COMPLETE ADDRESS)

DATE

PUBLICATION NUMBER

DATE

TITLE

BE EXACT... PIN-POINT WHERE IT IS

IN THIS SPACE TELL WHAT IS WRONG AND WHAT SHOULD BE DONE ABOUT IT:

PAGE NO.	PARA-GRAPH	FIGURE NO.	TABLE NO.
----------	------------	------------	-----------

TEAR ALONG DOTTED LINE

TYPED NAME, GRADE OR TITLE, AND TELEPHONE NUMBER

SIGN HERE:

FILL IN YOUR
UNIT'S ADDRESS

FOLD BACK

DEPARTMENT OF THE ARMY

OFFICIAL BUSINESS

PENALTY FOR PRIVATE USE, \$300

POSTAGE AND FEES PAID
DEPARTMENT OF THE ARMY
DOD-314



Commander
US Army Electronics Command
ATTN: DRSEL-MA-Q
Fort Monmouth, New Jersey 07703

TEAR ALONG DOTTED LINE

FOLD BACK

REVERSE OF DA FORM 2026-2 (TEST)



SOMETHING WRONG WITH THIS MANUAL?

THEN...JOT DOWN THE DOPE ABOUT IT ON THIS FORM, TEAR IT OUT, FOLD IT AND DROP IT IN THE MAIL!

FROM: (YOUR UNIT'S COMPLETE ADDRESS)

DATE

PUBLICATION NUMBER

DATE

TITLE

BE EXACT...PIN-POINT WHERE IT IS

IN THIS SPACE TELL WHAT IS WRONG AND WHAT SHOULD BE DONE ABOUT IT:

PAGE NO.	PARA-GRAPH	FIGURE NO.	TABLE NO.

TEAR ALONG DOTTED LINE

TYPED NAME, GRADE OR TITLE, AND TELEPHONE NUMBER

SIGN HERE:

FILL IN YOUR
UNIT'S ADDRESS

FOLD BACK

DEPARTMENT OF THE ARMY

OFFICIAL BUSINESS
PENALTY FOR PRIVATE USE, \$300

POSTAGE AND FEES PAID
DEPARTMENT OF THE ARMY
D00-314



Commander
US Army Electronics Command
ATTN: DRSEL-MA-Q
Fort Monmouth, New Jersey 07703

TEAR ALONG DOTTED LINE

FOLD BACK



SOMETHING WRONG WITH THIS MANUAL?

THEN...JOT DOWN THE DOPE ABOUT IT ON THIS FORM, TEAR IT OUT, FOLD IT AND DROP IT IN THE MAIL!

FROM: (YOUR UNIT'S COMPLETE ADDRESS)

DATE

PUBLICATION NUMBER

DATE

TITLE

BE EXACT. . .PIN-POINT WHERE IT IS

IN THIS SPACE TELL WHAT IS WRONG AND WHAT SHOULD BE DONE ABOUT IT:

PAGE NO.	PARA-GRAPH	FIGURE NO.	TABLE NO.
----------	------------	------------	-----------

TEAR ALONG DOTTED LINE

TYPED NAME, GRADE OR TITLE, AND TELEPHONE NUMBER

SIGN HERE:

DA FORM 2028-2 (TEST)
1 AUG 74

P.S.--IF YOUR OUTFIT WANTS TO KNOW ABOUT YOUR MANUAL "FIND," MAKE A CARBON COPY OF THIS AND GIVE IT TO YOUR HEADQUARTERS.

FILL IN YOUR
UNIT'S ADDRESS

FOLD BACK

DEPARTMENT OF THE ARMY

OFFICIAL BUSINESS
PENALTY FOR PRIVATE USE, \$300

POSTAGE AND FEES PAID
DEPARTMENT OF THE ARMY
DDO-314



Commander
US Army Electronics Command
ATTN: DRSEL-MA-Q
Fort Monmouth, New Jersey 07703

TEAR ALONG DOTTED LINE

FOLD BACK

REVERSE OF DA FORM 2026-2 (TEST)

By Order of the Secretary of the Army:

BERNARD W. ROGERS
General *United States Army*
Chief of Staff

Official:

PAUL T. SMITH
Major General United States Army
The Adjutant General

Distribution:

Active Army:

USASA (2)
COE (1)
TSG (1)
USAARENBD (1)
DARCOM (1)
TRADOC (2)
OS Maj Cmd (4)
LOGCOMDS (3)
MICOM (2)
TECOM (2)
USACC (4)
MDW (1)
Armies (2)
corps (2)
HISA (Ft Monmouth) (33)
Svc colleges (1)
USASIGS (5)
USAADS (2)
USAFAS (2)

USAARMS (2)
USAIS (2)
USAES (2)
USAICS (3)
MAAG (1)
USARMIS (1)
Instls (2) except
LBAD (14)
SAAD (30)
TOAD (14)
SHAD (3)
Ft Gillem (10)
Ft Gonion (10)
Ft Huachuca (10)
Ft Carson (5)
Ft Richardson (ECOM Oft) (2)
Sig FLDMS (1)
USAERDAA (1)
USAERDAW (1)

NG: None

USAR: None

For explanation of abbreviations used, see AR 310-50.

